

# 30 200m Breaststroke Women Final

Official

☰ Qualified

☰ Heats

☰ Summary

## 1 Final 13 years

Started at: 05:09 PM (- 7 min)

Official

Lane	Competitor	Age	Club	RT	PTS	Rank	Result
1	Celia Willoughby	13	Com...			4	<b>3:03.04</b> Entry: 3:07.13
	50m: 41.57		100m: 1:29.03 (47.46)		150m: 2:17.32 (48.29)		200m: 3:03.04 (45.72)
2	Kaylee Smith	13	St P...			6	<b>3:05.05</b> Entry: 3:06.25
	50m: 40.84		100m: 1:27.65 (46.81)		150m: 2:16.31 (48.66)		200m: 3:05.05 (48.74)
3	Harriett Daly	13	Tasm...			2	<b>2:58.00</b> Entry: 3:01.01
	50m: 39.43		100m: 1:24.79 (45.36)		150m: 2:11.62 (46.83)		200m: 2:58.00 (46.38)
4	Adriana McKague	13	Pirat...			1	<b>2:52.31</b> Entry: 2:57.48
	50m: 38.19		100m: 1:22.04 (43.85)		150m: 2:06.85 (44.81)		200m: 2:52.31 (45.46)
5	Lara Bradford	13	Alex...			3	<b>2:58.35</b> Entry: 3:00.98
	50m: 39.37		100m: 1:24.28 (44.91)		150m: 2:11.65 (47.37)		200m: 2:58.35 (46.70)
6	Felicity Wright	13	Selw...			7	<b>3:05.28</b> Entry: 3:05.62
	50m: 40.32		100m: 1:26.76 (46.44)		150m: 2:16.50 (49.74)		200m: 3:05.28 (48.78)
7	Clare Geursen	13	Tawa...			5	<b>3:03.31</b> Entry: 3:06.70
	50m: 42.49		100m: 1:28.98 (46.49)		150m: 2:17.02 (48.04)		200m: 3:03.31 (46.29)
8	Vanzin McManus	13	Man...			8	<b>3:08.02</b> Entry: 3:07.20
	50m: 41.58		100m: 1:30.21 (48.63)		150m: 2:18.73 (48.52)		200m: 3:08.02 (49.29)

## 2 Final 14 years

Started at: 05:13 PM (- 7 min)

Official


Lane	Competitor	Age	Club	RT	PTS	Rank	Result
1	Olivia Sherwin	14	Ice B...			5	<b>3:03.96</b> Entry: 3:07.16
	50m: 41.20		100m: 1:27.86 (46.66)		150m: 2:16.00 (48.14)		200m: 3:03.96 (47.96)
2	Bree Muir	14	Ashb...			7	<b>3:05.39</b> Entry: 3:05.65
	50m: 41.50		100m: 1:28.30 (46.80)		150m: 2:17.31 (49.01)		200m: 3:05.39 (48.08)

3	Layla Bell	14	Bay ...	1	2:56.39 Entry: 3:03.23
	50m: 39.90 200m: 2:56.39 (43.99)	100m: 1:25.09 (45.19)	150m: 2:12.40 (47.31)		
4	Abbie Doncliff	14	Selw...	3	2:57.20 Entry: 3:00.72
	50m: 38.33 200m: 2:57.20 (46.31)	100m: 1:23.25 (44.92)	150m: 2:10.89 (47.64)		
5	Oxie Taylor	14	Swi...	2	2:56.42 Entry: 3:02.27
	50m: 39.95 200m: 2:56.42 (44.91)	100m: 1:25.15 (45.20)	150m: 2:11.51 (46.36)		
6	Sakura Tau	14	Bay ...	4	3:00.56 Entry: 3:04.60
	50m: 38.78 200m: 3:00.56 (47.16)	100m: 1:25.03 (46.25)	150m: 2:13.40 (48.37)		
7	Mia Henderson	14	Wait...	8	3:05.49 Entry: 3:06.51
	50m: 42.12 200m: 3:05.49 (45.92)	100m: 1:31.01 (48.89)	150m: 2:19.57 (48.56)		
8	Nicola D'Ath	14	St P...	6	3:04.75 Entry: 3:09.91
	50m: 40.50 200m: 3:04.75 (48.28)	100m: 1:27.43 (46.93)	150m: 2:16.47 (49.04)		

3 heat		Final 15 years		Started at: 05:18 PM (- 8 min)		Official	
Lane	Competitor	Age	Club	RT	PTS	Rank	Result
1	Emma Campbell	15	Swi...	7	3:04.87 Entry: 3:04.26		
	50m: 41.03 200m: 3:04.87 (49.09)	100m: 1:27.27 (46.24)	150m: 2:15.78 (48.51)				
2	Isabella Evans	15	Puke...	2	2:56.31 Entry: 3:01.77		
	50m: 39.16 200m: 2:56.31 (46.50)	100m: 1:23.25 (44.09)	150m: 2:09.81 (46.56)				
3	Paige Tevita-Williams	15	Puke...	5	3:00.62 Entry: 3:00.73		
	50m: 40.29 200m: 3:00.62 (49.16)	100m: 1:24.84 (44.55)	150m: 2:11.46 (46.62)				
4	Hunter Cresswell	15	Huntl...	1	2:54.88 Entry: 2:58.24		
	50m: 39.49 200m: 2:54.88 (45.83)	100m: 1:23.50 (44.01)	150m: 2:09.05 (45.55)				
5	Yana Shakhnovich	15	QEII ...	3	2:57.83 Entry: 3:00.50		
	50m: 39.07 200m: 2:57.83 (47.65)	100m: 1:23.53 (44.46)	150m: 2:10.18 (46.65)				
6	Alice Bruning	15	Huntl...	4	3:00.31 Entry: 3:01.11		
	50m: 38.21 200m: 3:00.31 (49.07)	100m: 1:23.31 (45.10)	150m: 2:11.24 (47.93)				
7	Madison Marlow	15	Hamil...	6	3:01.59 Entry: 3:02.75		
	50m: 39.70 200m: 3:01.59 (48.89)	100m: 1:25.14 (45.44)	150m: 2:13.14 (48.00)				

200m: 3:01.59 (48.45)

8

 Keshia Linyard

15



Tasm...

8

3:07.38

Entry: 3:07.87

50m: 42.26  
200m: 3:07.38 (48.86)

100m: 1:29.89 (47.63)

150m: 2:18.52 (48.63)













4

heat

## Final 16-109 years

Started at: 05:23 PM (- 8 min)

Official

Lane	Competitor	Age	Club	RT	PTS	Rank	Result
2	 Sascha Bell	16	 Bay ...			6	3:09.96 Entry: 3:07.11
	50m: 43.45	100m: 1:31.26 (47.81)	150m: 2:21.08 (49.82)				200m: 3:09.96 (48.88)
3	 Jessie-Catharina De Vries	17	 Kiwi ...			2	2:55.36 Entry: 2:58.49
	50m: 38.72	100m: 1:23.18 (44.46)	150m: 2:08.98 (45.80)				200m: 2:55.36 (46.38)
4	 Amelia Croft	16	 Man...			1	2:52.55 Entry: 2:57.38
	50m: 38.97	100m: 1:23.11 (44.14)	150m: 2:08.39 (45.28)				200m: 2:52.55 (44.16)
5	 Abigail Sharp	17	 Parn...			4	2:58.32 Entry: 2:57.98
	50m: 39.10	100m: 1:24.12 (45.02)	150m: 2:11.58 (47.46)				200m: 2:58.32 (46.74)
6	 Ariana Ferguson	16	 Nort...			3	2:58.01 Entry: 3:02.62
	50m: 39.30	100m: 1:24.99 (45.69)	150m: 2:12.36 (47.37)				200m: 2:58.01 (45.65)
7	 Erin Scott	17	 Wha...			5	3:03.97 Entry: 3:14.50
	50m: 41.54	100m: 1:28.57 (47.03)	150m: 2:16.35 (47.78)				200m: 3:03.97 (47.62)